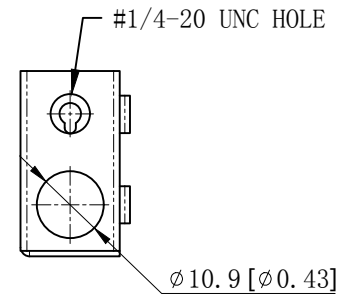
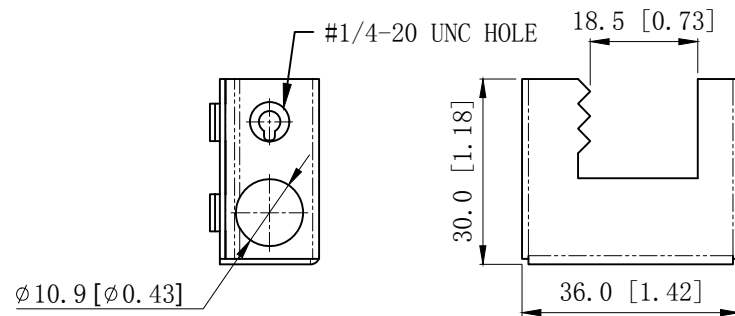
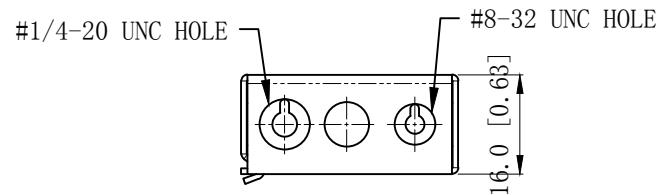
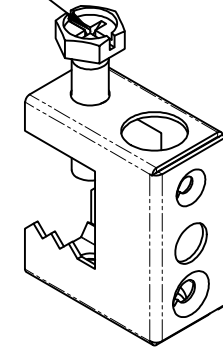


REVISIONS			
REV.	BY.	REVISIONS	DATE



[see note 3]



NOTES:

1. All dimensions in millimeters and [inches];
2. Material: spring steel, thickness: 0.90 [0.035],
Finish: black E-coating;
3. #1/4-20×1.1 philips/slotted hex head cup point machinescrew, case harden;
4. Free of sharp edge and burrs. max burr 0.127[0.005];

TOLERANCES UNLESS OTHERWISE SPECIFIED		NAME	DATE		
INCHES:	MILLIMETER:	DRAMN		TITLE	
ANGULAR:	ANGULAR:	CHECKED			
X.X: ±0.1	X: ±2.54	APPROVED (A)			
X.X.X: ±0.05	X.X: ±1.27	APPROVED (Customer)			
X.X.X.X: ±0.008	X.X.X: ±0.203			SIZE	DWG NO.
MATERIAL				A4	S45-BC12-XX
spring steel				SCALE: 1:1	PRINT DATE
FINISH				REFERENCES	REV
black E-coating					A
THIRD ANGLE PROJECTION					SHEET 1 OF 1

